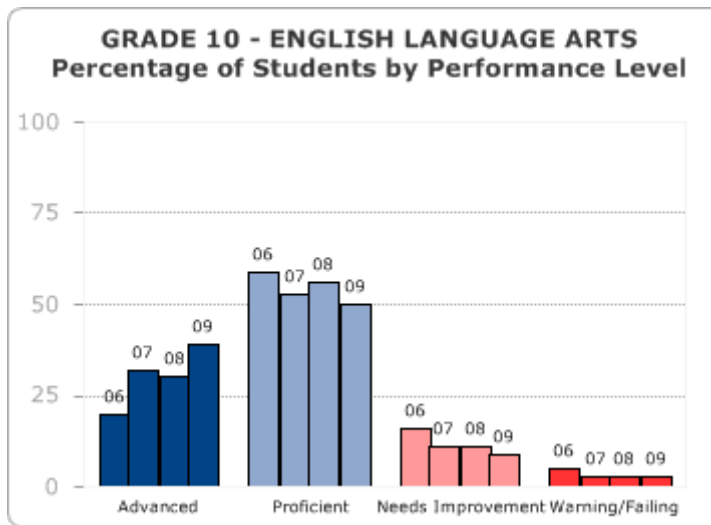


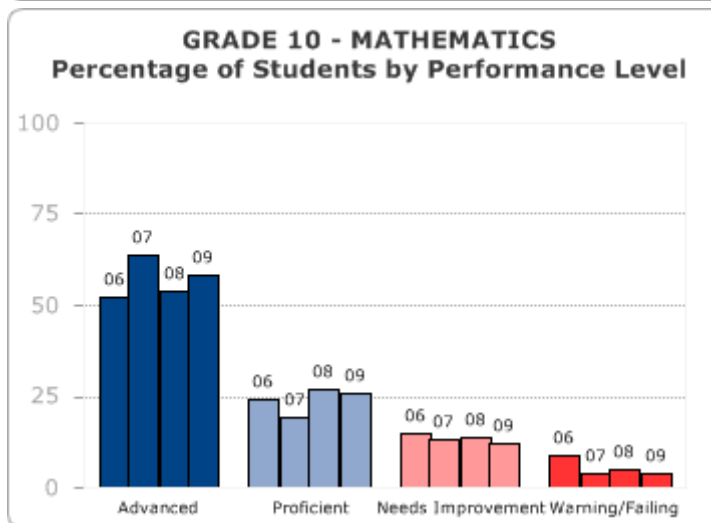
# MCAS Annual Comparisons

\* **NOTE:** Performance level percentages are not calculated if student group less than 10. Data Last Updated on September 16, 2009

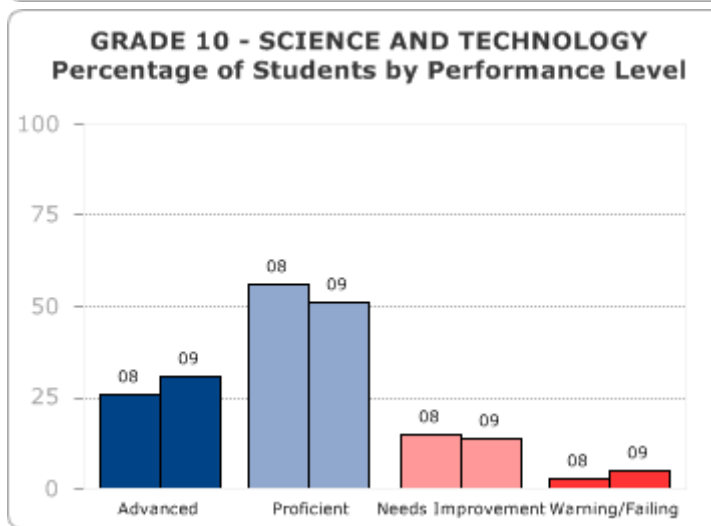
GRADE 10 - ENGLISH LANGUAGE ARTS				
PERFORMANCE LEVEL	2006	2007	2008	2009
ADVANCED	20	32	30	39
PROFICIENT	59	53	56	50
NEEDS IMPROVEMENT	16	11	11	9
FAILING	5	3	3	3



GRADE 10 - MATHEMATICS				
PERFORMANCE LEVEL	2006	2007	2008	2009
ADVANCED	52	64	54	58
PROFICIENT	24	19	27	26
NEEDS IMPROVEMENT	15	13	14	12
FAILING	9	4	5	4

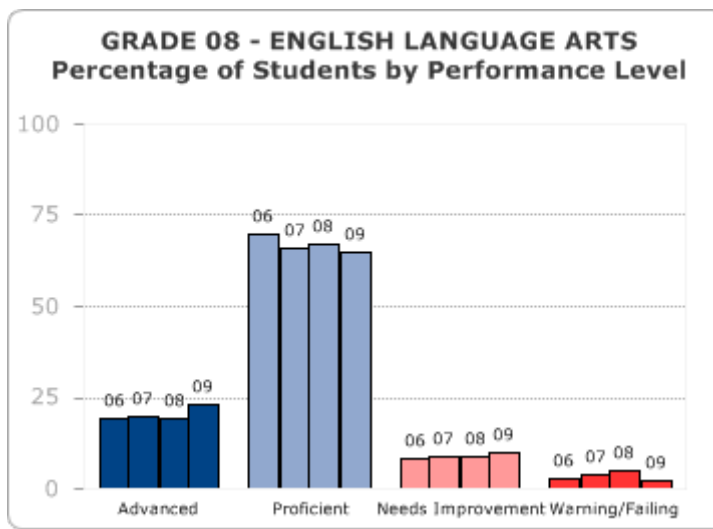


GRADE 10 - SCIENCE AND TECHNOLOGY		
PERFORMANCE LEVEL	2008	2009
ADVANCED	26	31
PROFICIENT	56	51
NEEDS IMPROVEMENT	15	14
FAILING	3	5

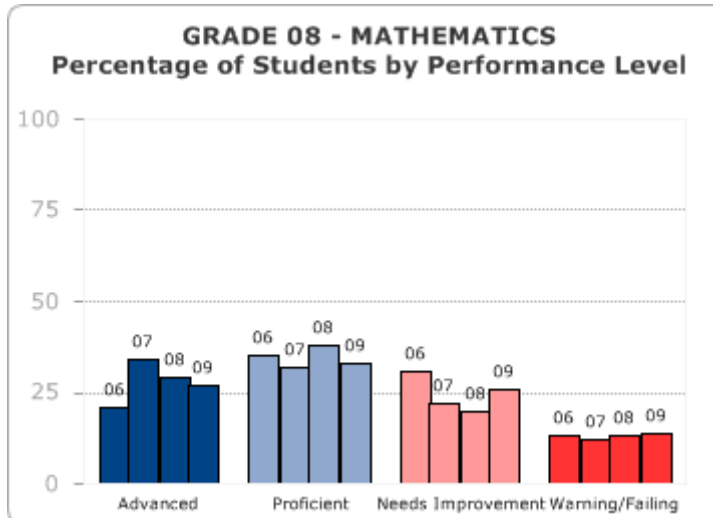


□

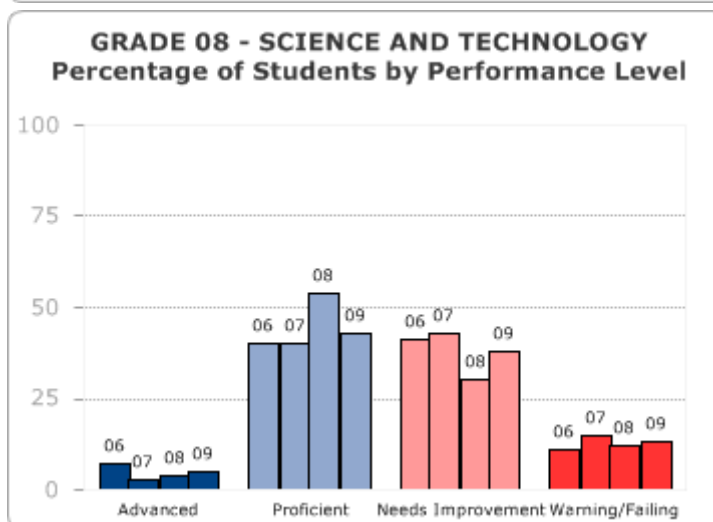
GRADE 08 - ENGLISH LANGUAGE ARTS				
PERFORMANCE 2006 2007 2008 2009				
LEVEL				
ADVANCED	19	20	19	23
PROFICIENT	70	66	67	65
NEEDS IMPROVEMENT	8	9	9	10
FAILING	3	4	5	2



GRADE 08 - MATHEMATICS				
PERFORMANCE 2006 2007 2008 2009				
LEVEL				
ADVANCED	21	34	29	27
PROFICIENT	35	32	38	33
NEEDS IMPROVEMENT	31	22	20	26
FAILING	13	12	13	14



GRADE 08 - SCIENCE AND TECHNOLOGY				
PERFORMANCE 2006 2007 2008 2009				
LEVEL				
ADVANCED	7	3	4	5
PROFICIENT	40	40	54	43
NEEDS IMPROVEMENT	41	43	30	38
FAILING	11	15	12	13

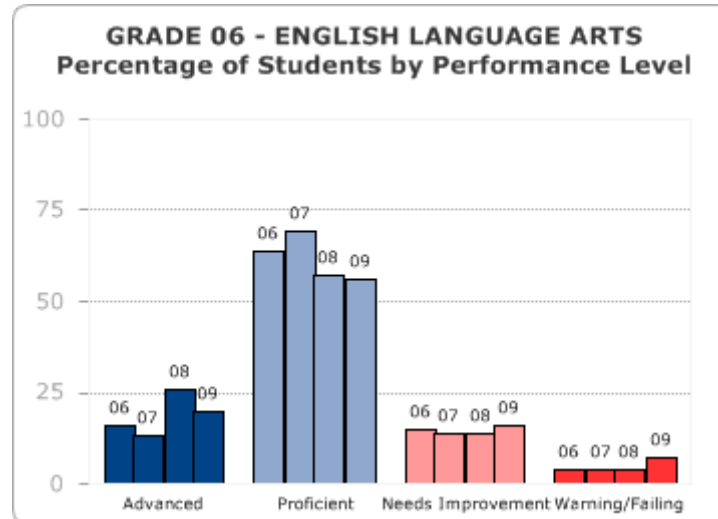
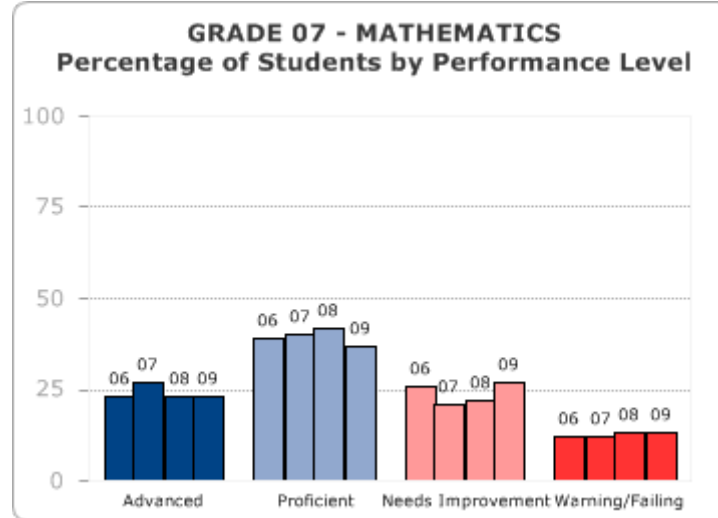
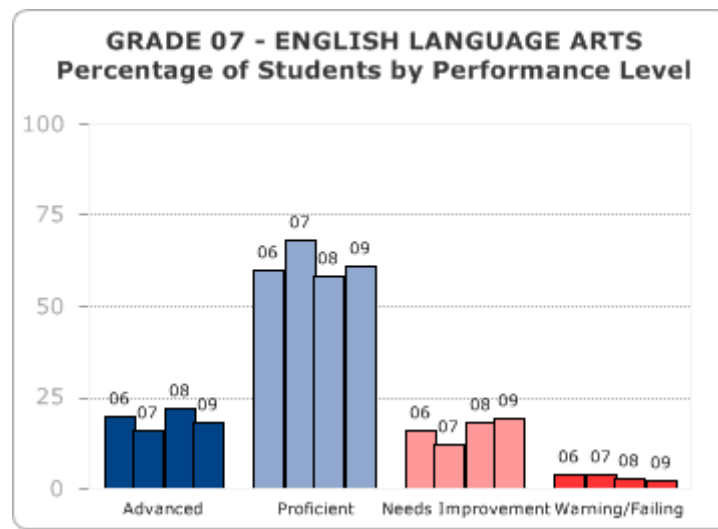


□

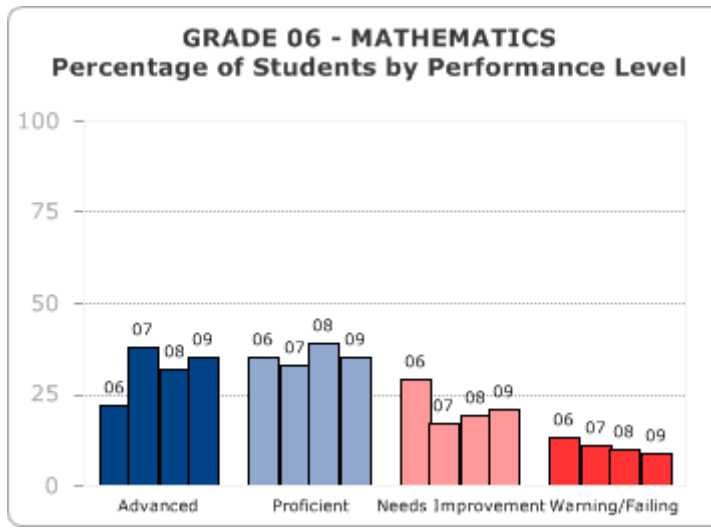
<b>GRADE 07 - ENGLISH LANGUAGE ARTS</b>				
<b>PERFORMANCE 2006 2007 2008 2009</b>				
<b>LEVEL</b>				
ADVANCED	20	16	22	18
PROFICIENT	60	68	58	61
NEEDS IMPROVEMENT	16	12	18	19
FAILING	4	4	3	2

<b>GRADE 07 - MATHEMATICS</b>				
<b>PERFORMANCE 2006 2007 2008 2009</b>				
<b>LEVEL</b>				
ADVANCED	23	27	23	23
PROFICIENT	39	40	42	37
NEEDS IMPROVEMENT	26	21	22	27
FAILING	12	12	13	13

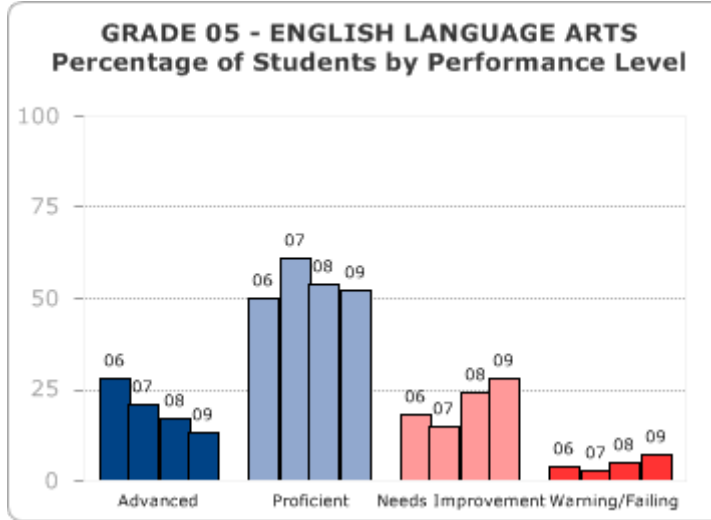
<b>GRADE 06 - ENGLISH LANGUAGE ARTS</b>				
<b>PERFORMANCE 2006 2007 2008 2009</b>				
<b>LEVEL</b>				
ADVANCED	16	13	26	20
PROFICIENT	64	69	57	56
NEEDS IMPROVEMENT	15	14	14	16
FAILING	4	4	4	7



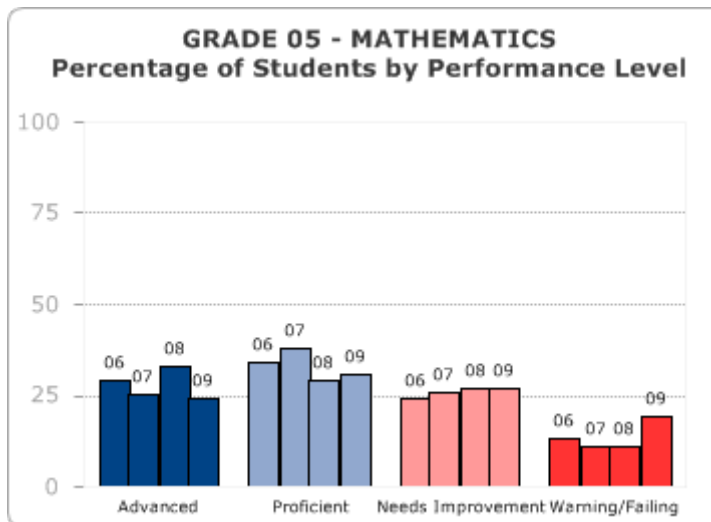
GRADE 06 - MATHEMATICS				
PERFORMANCE LEVEL	2006	2007	2008	2009
ADVANCED	22	38	32	35
PROFICIENT	35	33	39	35
NEEDS IMPROVEMENT	29	17	19	21
FAILING	13	11	10	9



GRADE 05 - ENGLISH LANGUAGE ARTS				
PERFORMANCE LEVEL	2006	2007	2008	2009
ADVANCED	28	21	17	13
PROFICIENT	50	61	54	52
NEEDS IMPROVEMENT	18	15	24	28
FAILING	4	3	5	7



GRADE 05 - MATHEMATICS				
PERFORMANCE LEVEL	2006	2007	2008	2009
ADVANCED	29	25	33	24
PROFICIENT	34	38	29	31
NEEDS IMPROVEMENT	24	26	27	27
FAILING	13	11	11	19

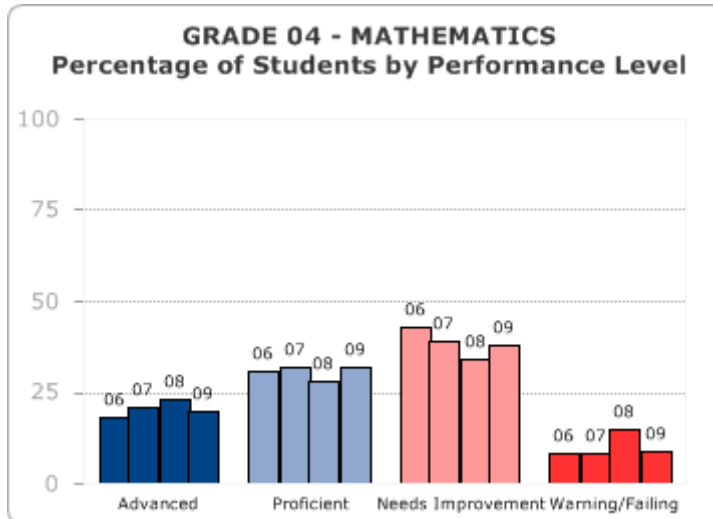
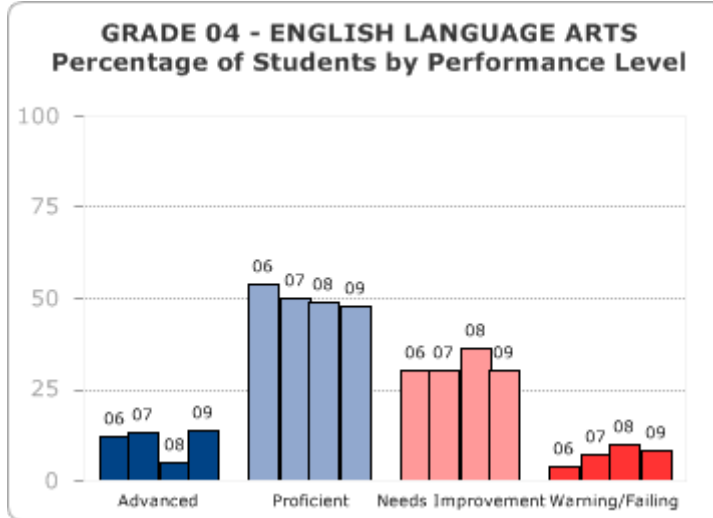
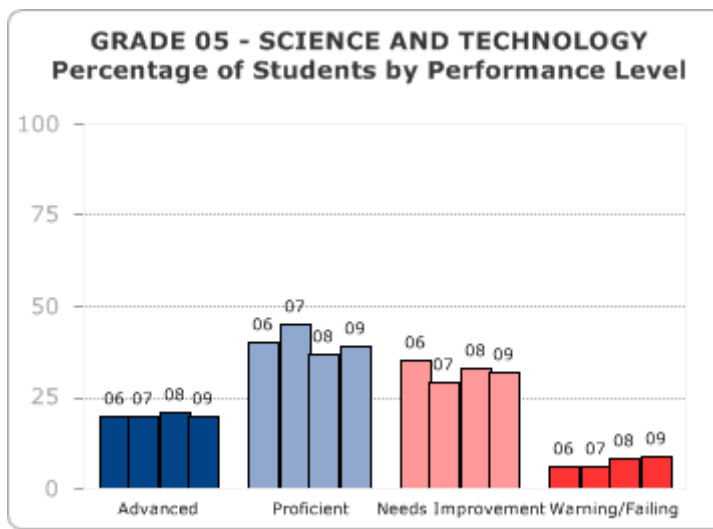


□

GRADE 05 - SCIENCE AND TECHNOLOGY				
PERFORMANCE 2006 2007 2008 2009				
LEVEL				
ADVANCED	20	20	21	20
PROFICIENT	40	45	37	39
NEEDS IMPROVEMENT	35	29	33	32
FAILING	6	6	8	9

GRADE 04 - ENGLISH LANGUAGE ARTS				
PERFORMANCE 2006 2007 2008 2009				
LEVEL				
ADVANCED	12	13	5	14
PROFICIENT	54	50	49	48
NEEDS IMPROVEMENT	30	30	36	30
FAILING	4	7	10	8

GRADE 04 - MATHEMATICS				
PERFORMANCE 2006 2007 2008 2009				
LEVEL				
ADVANCED	18	21	23	20
PROFICIENT	31	32	28	32
NEEDS IMPROVEMENT	43	39	34	38
FAILING	8	8	15	9



□

<b>GRADE 03 - ENGLISH LANGUAGE ARTS</b>				
<b>PERFORMANCE 2006 2007 2008 2009</b>				
<b>LEVEL</b>				
ABOVE PROFICIENT	26	16	22	15
PROFICIENT	45	50	49	53
NEEDS IMPROVEMENT	25	28	24	27
FAILING	4	5	5	5

<b>GRADE 03 - MATHEMATICS</b>				
<b>PERFORMANCE 2006 2007 2008 2009</b>				
<b>LEVEL</b>				
ABOVE PROFICIENT	5	20	33	22
PROFICIENT	57	47	38	44
NEEDS IMPROVEMENT	27	23	19	24
FAILING	11	10	11	11

